

Journal of Asian Finance, Economics and Business

JAFEB

[Regular Research Article]

- 1 Does the Fit of Managerial Ability with Firm Strategy Matters on Firm Performance
/ Teng Yuan CHENG, Yu-Qi LI, Yu-En LIN, Hsiang-Hsuan CHIH
- 2 The Effect of Liquidity Risks on the Relationship between Earnings and Stock Return on Jordanian Public Shareholding Industrial Companies
/ Mamoun SHAKATREH
- 3 The Determinants of Blockholder Presence: Evidence from Korea
/ Hung Sik KIM, Kyung-Shick CHO
- 4 Determinants of Information Technology Audit Quality: Evidence from Vietnam
/ Anh HUU NGUYEN, Hanh Hong HA, Soa La NGUYEN
- 5 Does Hedging with Derivatives Affect Future Crash Risk?
/ Hyun-Young PARK, Soo Yeon PARK
- 6 Block Trading Based Volatility Forecasting: An Application of VAGD-FIGARCH Model
/ Teng-Tsai TU, Chih-Wei LIAO
- 7 Effects of Corporate Governance and Earning Quality on Listed Vietnamese Firm Value
/ Hung Ngoc DANG, Cuong Duc PHAM, Thang Xuan NGUYEN, Hoa Thi Thanh NGUYEN
- 8 The Board Size and Board Composition Impact on Financial Performance: An Evidence from the Pakistani and Chinese's Listed Banking Sector
/ Muhammad Kashif MAJEED, Ji Cheng JUN, Muhammad ZIA-UR-REHMAN, Muhammad MOHSIN, Muhammad Zeeshan RAFIQ
- 9 The Impact of Capital Structure on Firm Performance: Evidence from Vietnam
/ Hieu Thanh NGUYEN, Anh HUU NGUYEN
- 10 The Effects of Widening Daily Stock Price Limits on the Relevance between Audit Quality and Stock Return
/ Sang-Hyun JI, Ki-Chang YOON
- 11 The Two-Stage Least Squares Regression of the Interplay between Education and Local Roads on Foreign Direct Investment in the Philippines
/ Ricardo Lario DIZON, Zita Ann Escabarte CRUZ
- 12 Determinants of Profitability in Commercial Banks in Vietnam, Malaysia and Thailand
/ Binh Thi Thanh DAO, Dung Phuong NGUYEN
- 13 Rule of Law, Economic Growth and Shadow Economy in Transition Countries
/ Thi Thuy Huong LUONG, Tho Minh NGUYEN, Thi Anh Nhu NGUYEN
- 14 Impact of Information and Communication Technology on Economic Growth and Population Health in Malaysia
/ Rafiq AFROZ, Md. MUHIBBULLAH, Mohammad Niaz MORSHED
- 15 Impact of Exchange Rate Shocks, Inward FDI and Import on Export Performance: A Cointegration Analysis
/ Van Chien NGUYEN, Thi Tuyen DO
- 16 Customer Satisfaction at Tiki.vn E-Commerce Platform
/ Ha Nam Khanh GIAO
- 17 Impact of Destination Image and Satisfaction on Tourist Loyalty: Mountain Destinations in Thanh Hoa Province, Vietnam
/ Hoang Ba Huyen LE, Thi Binh LE
- 18 Contingency Model to Increase the Uptake of Higher Education Graduates in the Job Market
/ Sri TRISNANINGSIH, Sutrisno SUTRISNO, Yuni PERMATASARI, Failasuf Herman HENDRA, Erna SULISTYOWATI
- 19 Factors Affecting Intention to Purchase Green Products in Vietnam
/ Thi Kim Chi NGUYEN, Dat Minh NGUYEN, Van Thien TRINH, Thi Phuong Dieu TRAN, Tuan Phong CAO
- 20 The Relationship between Brand Authenticity, Brand Equity and Customer Satisfaction
/ Van Dat TRAN, Thi Ngoc Linh VO, Thu Quynh DINH
- 21 Does Competency, Commitment, and Internal Control Influence Accountability?
/ Pancawati HARDININGSIH, Udin UDIN, Greg. N. MASDJUDI, Cecilia SRIMINDARTI
- 22 Factors Affecting Students' Decision to Select Private Universities in Vietnam
/ Hung Quang LE
- 23 Factors That Influence the Intentions to Revisit Korea of Vietnamese Tourists
/ Xuan Truong NGUYEN
- 24 Career Competencies of Human Resource Development Practitioners
/ Yong-Ho PARK
- 25 The Impacts of Empowerment on the Teamwork Performance: Evidence from Commercial Banks in Vietnam
/ Van Dung HA
- 26 Factors Affecting Responsibility Accounting at Public Universities: Evidence from Vietnam
/ Ngoc Tien NGUYEN
- 27 Determinants of Accountants' Loyalty Underlying Investment Management: Evidence from FDI Firms in Thanglong Industrial Park
/ Dang Huy NGUYEN, Son Tieng HA, Manh Linh TRAN, Duc Thang NGUYEN, Thi Xuan Hong NGUYEN, Dieu Linh NGUYEN, Duc Tai DO
- 28 Inter Vivos Transfers Based on Affection for Wealth Distribution Planning in Malaysia
/ Mohd Khairi KAMARUDIN, Nasrul Hisyam NOR MUHAMAD, Suhaili ALMA'AMUN, Abdul Hafiz ABDULLAH, Syabrudizam SAAT, Nurul Osman SAMURAH
- 29 Does Bribery Sand the Wheels? New Evidence from Small and Medium Firms in Vietnam
/ Toan Ngoc NGUYEN
- 30 Methodological Approaches to Estimation of Economic Growth and Sustainable Development: Kazakhstan's Experience
/ Nailya K. NURLANOVA, Akedil K. OMAROV, Zaira T. SATPAYEVA


BUKTI SCIMAGOJR

URL: <https://www.scimagojr.com/journalsearch.php?q=21100877173&tip=sid&clean=0>

← → ↻ [scimagojr.com/journalsearch.php?q=21100877173&tip=sid&clean=0](https://www.scimagojr.com/journalsearch.php?q=21100877173&tip=sid&clean=0) ☆ 🌐 ⚙️ 👤 ⋮

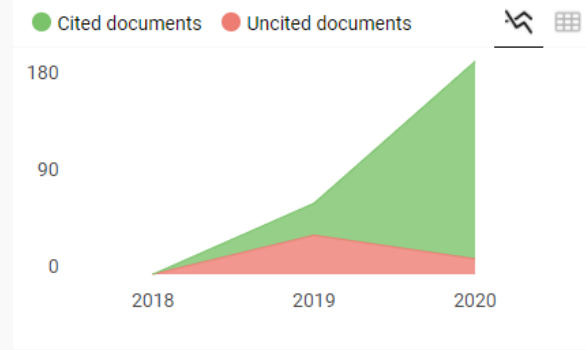
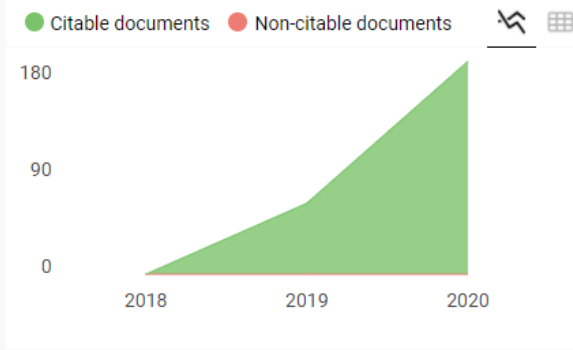
📱 Apps 📄 Blog 🌐 Dikti 📄 STKIP 📄 Journal 📄 BISNIS 📄 Contoh Soal dan Pe... 📄 CPNS

Journal of Asian Finance, Economics and Business 🔒

| COUNTRY | SUBJECT AREA AND CATEGORY | PUBLISHER |
|---|--|---|
| South Korea | Business, Management and Accounting └ Management Information Systems | Korea Distribution Science Association (KODISA) |
|  Universities and research institutions in South Korea | Economics, Econometrics and Finance └ Economics and Econometrics └ Finance | |

← Ads by Google

Stop seeing this ad Why this ad? ⓘ



**Journal of Asian Finance,
Economics and Business**

Q2 Finance
best quartile

SJR 2020
0.37

powered by scimagojr.com

← Show this widget in your own website

Just copy the code below and paste within your html code:

```
<a href="https://www.scimaç
```

BUKTI SCOPUS

URL SCOPUS: <https://www.scopus.com/sourceid/21100877173>

The screenshot shows the Scopus website interface. At the top, there's a navigation bar with 'Author search' and 'Sources' links, along with 'Create account' and 'Sign in' buttons. The main heading is 'Source details'. The primary information displayed is for the 'Journal of Asian Finance, Economics and Business', which is an 'Open Access' journal. It provides details on Scopus coverage years (2018 to Present), the publisher (KODISA), and ISSN numbers. The subject areas are listed as 'Business, Management and Accounting: Management Information Systems', 'Economics, Econometrics and Finance: Economics and Econometrics', and 'Economics, Econometrics and Finance: Finance'. The source type is identified as a 'Journal'. On the right side, a sidebar displays three key metrics: CiteScore 2019 (0.5), SJR 2019 (0.192), and SNIP 2019 (1.219). At the bottom, there are links for 'View all documents', 'Set document alert', 'Save to source list', and 'Source Homepage'. A footer section includes 'CiteScore', 'CiteScore rank & trend', and 'Scopus content coverage'.

Scopus Preview

Author search Sources

Create account Sign in

Feedback > Compare sources >

Source details

Journal of Asian Finance, Economics and Business

Open Access ⓘ

Scopus coverage years: from 2018 to Present

Publisher: Korea Distribution Science Association (KODISA)

ISSN: 2288-4637 E-ISSN: 2288-4645

Subject area: [Business, Management and Accounting: Management Information Systems](#)
[Economics, Econometrics and Finance: Economics and Econometrics](#) [Economics, Econometrics and Finance: Finance](#)

Source type: Journal

[View all documents >](#) [Set document alert](#) [Save to source list](#) [Source Homepage](#)

| | | |
|----------------|-------|---|
| CiteScore 2019 | 0.5 | ⓘ |
| SJR 2019 | 0.192 | ⓘ |
| SNIP 2019 | 1.219 | ⓘ |

[CiteScore](#) [CiteScore rank & trend](#) [Scopus content coverage](#)

Print ISSN: 2288-4637 / Online ISSN 2288-4645
doi:10.13106/jafeb.2021.vol8.no1.1009

Do Economic Attitudes Drive to Employee Productivity? Lesson from Indonesia*

Hariyono HARIYONO¹

Received: September 30, 2020 Revised: November 22, 2020 Accepted: December 16, 2020

Abstract

Productive human resources are important assets for companies in facing the global economic competition. The purpose of this study is to examine the effect of economic attitudes toward employees' job satisfaction as well as understanding the impact of economic attitudes toward employee productive behavior at "Sentra Tenun Ikat" in East Java. The research method applied in this study is quantitative research with an explanatory design, which is intended to gain a better understanding of the relationship between variables. The population in this study amounted to 394 participants from SMEs and joint business groups. Meanwhile, the sample was 197 people and collected using a proportional random sampling technique. The variable measurement was carried out by a questionnaire distributed to respondents, which consisted of thirty-five closed questions. Each question item provides five alternative answers. Furthermore, it is calculated using Structural Equation Modeling (SEM) undergoing the LISREL 8.80 program. The findings indicated that there was a positive influence of economic attitudes on employees' job satisfaction. Indeed, the positive value coefficient indicates that there is an effect that is directly proportional to economic attitudes toward employees' productive behavior through employee performance satisfaction, namely, the better the economic attitude taken, the higher the productive behavior of employees.

Keywords: Economic Attitude, Economic Behavior, Productive Behavior, Small Medium Enterprises

JEL Classification Code: D91, J24, P42

1. Introduction

Human resources play a crucial role in affecting success and failure in an organization. Human resources are linked with the people who are ready, willing, and able to contribute to the achievement of organizational goals (Macke & Genari, 2019). Since the critical role of human resources, every company always strives to have a quality of human resources. This is due to the fact that the high quality of

human resources will lead to more exceptional company performances. Human resources within a company are required to work effectively, efficiently, and quality, which makes the company's competitiveness more significant (Cherkesova, Breusova, Savchishkina, & Demidova, 2016).

The high quality of human resources allows for the achievement of the goals set by the organization company. In fact, the company cannot possibly reach its objective without the employee's active role (Mishra, Boynton, & Mishra, 2014). Having excellent skills is the need for human resources to handle every given job and its problems. The presence of reliable skills can directly improve employee performance (Ibrahim, Boerhannoeddin, & Bakare, 2017). Increasing effectiveness, efficiency, and creativity in an organization is dependent on the willingness of people in its organization and their positive contribution to responding to changes. The demand for the preparation of high quality and competent human resources will be urgent and crucial (Shuzhen, 2019).

There are primary factors that influence productive behavior, namely, environmental factors and individual factors. Environmental factors are work conditions that

*Acknowledgements:

We are grateful to anonymous referees and editor of the journal for their valuable comments and suggestions an effort to improve the quality of article.

¹First Author and Corresponding Author. STKIP PGRI Nganjuk, Indonesia [Postal Address: Jl. A.R. Saleh No.21, Kauman, Kec. Nganjuk, Kabupaten Nganjuk, Jawa Timur 64411, Indonesia]
Email: hariyono@stkipnganjuk.ac.id

© Copyright: The Author(s)

This is an Open Access article distributed under the terms of the Creative Commons Attribution Non-Commercial License (<https://creativecommons.org/licenses/by-nc/4.0/>) which permits unrestricted non-commercial use, distribution, and reproduction in any medium, provided the original work is properly cited.

affect employees every day in achieving the company's goals, which will indirectly lead to productive behavior (e.g., organizational structure, salaries, bonuses, and work climate). At the same time, individual factors appear in the form of mental attitudes and contain the meaning of individual desires and efforts that always attempt to bring up and improve productive behavior.

The economic attitude also determines a person's productive behavior. Economic attitude is a response that influences the choice of actions according to the mind by considering the advantages and disadvantages of meeting various kinds of needs faced utilizing moving limited needs. Cesarini, Johannesson, Lichtenstein, Sandewall, and Wallace (2010) showed that genetic characteristics and environmental factors contribute about 20 percent of individual variations in determining economic attitudes. Additionally, economic attitudes are also influenced by peers (Card & Guilano, 2013; Leider, Möbius, Rosenblat, & Do, 2009). Economic attitude refers to how a person makes decisions in determining economic choices that are considered appropriate to their abilities.

Despite the growing number of studies on employee productivity, the relationship between economic attitudes and employee productivity is overlooked by scholars. Numerous studies focus on employee performance linked with leadership (Buil, Martínez, & Matute, 2019; Eliyana & Ma'arif, 2019), work engagement (Cesário & Chambel, 2017; Nguyen, Nguyen, Ngo, & Nguyen, 2019), and talent management (Sopiah, Kurniawan, Nora, & Narmaditya, 2020). This study provides three contributions. First, it contributes to the existing literature on employee productivity by involving economic attitudes. Second, this study focuses on SMEs in Indonesia, while other studies concern productivity in its context. Third, Indonesia's focus study is unique because the high population cannot provide greater high-quality productivity.

In connection with the description and insufficient productive work behavior of employees, this requires maximum handling with a comprehensive approach through the assessment and problem solving related to the influence of economic attitudes towards productive behavior interpreted by employees' job satisfaction in SME "Tenun Ikat in East Java", which is a home industry engaged in weaving using non-machine looms.

2. Literature Review

2.1. Economics Attitudes

Economic attitude refers to how a person feels about good or bad economic behavior that can be provided in several terms, including rationality, morality, lifestyle, efficiency, and effectiveness (Goodwin, Harris, Nelson,

Roach, & Torras, 2015). An economic attitude is a response that influences the choice of action according to the mind by considering the pros and cons of meeting various types of needs and wants to face with limited resources (Beckman, Chen, DeAngelo, Smith, & Zhang, 2011). Basri (2015) further states that economic attitude is defined as a complex mental condition to place and carry oneself that involves beliefs and feelings and dispositions to act concerning economic activities in specific ways. An individual has confronted economic problems every day that requires them to behave and be economically wise. A person's economic behavior will significantly determine the welfare of life (Diener et al., 2013). The pattern of attitudes, behavior, and local cultural values instilled by parents in children is the basis for developing the next behavior.

2.2. Productive Behavior

Productive behavior is associated with the success and failure of the organization's goal (Sopiah et al., 2020). Some studies believed that productive behavior can be proxied by job performance, organizational citizenship behavior (OCB), and innovation and creativity (Demerouti, Bakker, & Halbesleben, 2015; Lavy & Littman-Ovadia, 2017). In more detail, job performance is all employee behavior in the workplace and is determined by declarative matter, procedural knowledge, and motivation (Gunasekara, 2018). Productive behavior reflects behavioral models, namely, being effective and efficient behavior (Park, 2020). An effective behavior means that employee behavior is oriented toward achieving organizational goals. The dimension seen to reflect effective behavior is an activity that leads to achieving goals. Meanwhile, the dimension to recognize the efficient behavior is provided minimum possible every resource in an effort to achieve goals (Yuan, Yi, Miao, & Zhang, 2018).

The importance of human resources is very influential in the production goal of a company. Therefore, the welfare of human resources in the company must be maximally supported. When the welfare of human resources is fulfilled, performance will also increase and increase production yields (Muafi, Siswanti, Diharto, & Salsabil, 2020). Welfare is needed by employees in a company that fulfilled employee welfare and will motivate employees to work, ultimately affecting the employee's job satisfaction. Employee job satisfaction can be seen from the level of employee welfare; the higher the level of employee welfare, the higher the employee job satisfaction (Bryson, Forth, & Stokes, 2017). Here also explains that employee welfare will influence or influence productive behavior. The higher the employee's welfare will positively affect the employee's behavior in the company.

Additionally, an individual's productive behavior is also determined by economic attitude (Hariyono, 2015). Economic attitude refers to how a person makes decisions in determining

economic choices that are considered appropriate in accordance with their abilities, while economic behavior is the actions and economic behavior of a human being (Kirchmaier, Prüfer, & Trautmann, 2018; Dimmock, Kouwenberg, Mitchell, & Peijnenburg, 2013). Acting economically can be depicted in several activities, including fulfilling needs, living frugally, time management, effective working methods, making needs priority scale, taking economic action, making choices, taking advantage of opportunities, and being rational (Goodwin et al., 2015). Some of the factors that influence or construct productive work behavior in an organization are economic attitudes, work motivation, and job satisfaction (Alam, Hassan, Bowyer, & Reaz, 2020; Jalagat, 2016). Understanding the factors that drive the emergence of productive work behavior, company managers' ability to create the factors mentioned have powerful implications for employees' productive work behavior. Changing and increasing the role of the human resource function is essential to support organizational success.

3. Research Methods and Materials

The research method applied quantitative research with an explanatory design. Research variables are economic attitudes (exogenous latent) and employee's productive behavior (latent endogenous). The population in this study amounted to 394 employees of the "Tenun ikat" industry in East Java, in the Kediri city, Gresik Regency, and Lamongan Regency. The sample was 197 people scattered from the joint business group (KUB) tenun ikat "Bandar Kidul", the owner of SME tenun ikat is "Paradila" in Lamongan Regency and the owner of SME tenun ikat "Al-Arif" in Gresik Regency. Data collection used the questionnaire method, measured using a 5-point Likert scale (value 1 = strongly disagree,

value 2 = disagree, value 3 = doubtful, value 4 = agree, and value 5 = strongly agree). The analysis technique used is Structural Equation Modeling (SEM) with the LISREL 8.80 program, then the Confirmatory Factor analysis test, and the Structural Equation Model (SEM) test. Economic attitude variables are indicated by (1) saving life (X1.1), (2) rational (X1.2), (3) carrying out economic actions (X1.3), (4) altruism (X1.4), (5) efficiency in consumptive activities (X1.5), and (6) effectiveness in productive activities (X1.6). Research and measurement of the variable in question carried out by a questionnaire and instrument in the form of a questionnaire distributed to respondents consisted of 35 closed questions. Each question item provides five alternative answers. The scoring range for each item is 1 to 5.

4. Results and Discussion

4.1. Economics Attitudes

Table 1 summarizes the descriptive analysis results of the majority of respondents in this study, providing perceptions in the high category of economic attitudes indicated by the average value of indicators between 3.8756 to 3.9310 on six indicators of economic attitude. The results of the confirmatory factor analysis for the construct of economic attitudes (EA) are done in one round and a unitary construct has been produced that meets the requirements of validity and reliability. The economic attitude variables are constructed with six indicators or manifests. The validity of each manifest that constructs the economic attitude latent variable is seen from the value of lambda (λ), coefficient of determination (R^2) and t-value (see Table 2).

Table 1: Description of Economic Attitudes

| | N | Range | Min | Max | The mean | | Std. Deviation | Variance |
|---|-----|-------|------|------|------------|------------|----------------|------------|
| | | | | | Statistics | Std. Error | Statistics | Statistics |
| Life Saving (X1.1) | 197 | 2.33 | 2.56 | 4.89 | 3.9056 | .03902 | .54769 | .300 |
| Rational (X1.2) | 197 | 2.83 | 2.00 | 4.83 | 3.8849 | .04138 | .58081 | .337 |
| Conduct Economic Action (X1.3) | 197 | 2.50 | 2.50 | 5.00 | 3.9074 | .04299 | .60344 | .364 |
| Altruism (X1.4) | 197 | 3.00 | 2.00 | 5.00 | 3.8756 | .04343 | .60957 | .372 |
| Efficiency in Consumptive Activities (X1.5) | 197 | 2.57 | 2.43 | 5.00 | 3,9181 | .012127 | .57927 | .336 |
| Effectiveness in Earning (X1.6) | 197 | 3.00 | 2.00 | 5.00 | 3.9310 | .04280 | 60077 | 361 |
| Valid N (listwise) | 197 | | | | | | | |

Table 2: The Validity of the Construct of Economic Attitudes

| No | Manifest | Loading | R ² | T-value | Information |
|----|----------|---------|----------------|---------|-------------|
| 1 | X1.1 | 0.94 | 0.89 | 17.67 | Valid |
| 2 | X1.2 | 0.91 | 0.82 | 16.41 | Valid |
| 3 | X1.3 | 0.87 | 0.76 | 15.44 | Valid |
| 4 | X1.4 | 0.88 | 0.77 | 15.61 | Valid |
| 5 | X1.5 | 0.92 | 0.85 | 16.94 | Valid |
| 6 | X1.6 | 0.92 | 0.84 | 16.78 | Valid |

Table 3: Alignment of a Single Model Economic Attitude

| Model Alignment | Coefficient | Criteria | Information |
|-------------------------|-------------|-------------------------|-------------|
| Chi square (χ^2) | 2.58 | Small (non-significant) | Good fit |
| P-value | 0.98 | ≥ 0.05 | Good fit |
| Df | 9 | | |

Table 4: Description of Productive Behavior

| | N | Range | Min | Max | The mean | | Std. Deviation | Variance |
|---------------------------------|-----|-------|------|------|------------|------------|----------------|------------|
| | | | | | Statistics | Std. Error | Statistics | Statistics |
| Innovation (Y.1) | 197 | 2.60 | 2.40 | 5.00 | 3.9147 | .04059 | .56967 | .325 |
| Work Morale (Y.2) | 197 | 3.00 | 2.00 | 5.00 | 3.8934 | .04008 | .56248 | .316 |
| Constructive Actions (Y.3) | 197 | 2.60 | 2.40 | 5.00 | 3,9198 | .04269 | .59920 | .359 |
| Contributing Positively (Y.4) | 197 | 3.00 | 2.00 | 5.00 | 3,9136 | .04421 | .62046 | .385 |
| Positive Work Orientation (Y.5) | 197 | 3.00 | 2.00 | 5.00 | 3.9264 | .020207 | .73082 | .534 |
| Valid N | 197 | | | | | | | |

The validity conclusion is obtained by comparing the t-value with the t-table with an alpha error rate of 5% or 0.05 equal to 1.960. Based on this, all factor loadings of each manifest are valid. From the reliability test the construct reliability obtained amounted to 0.99. It is in accordance with Solimun (2002) who stated that the reliability coefficient above 0.60 is seen as adequate as a basis for further analysis. Based on this, the construct reliability of latent variables of the attitude of the economy under study can be stated as fulfilling the requirements. In addition, strengthening the proof of construct unidimensionality test economic attitude can also be proven by using the level of harmony based on the results of the Lisrel analysis with a single construct test model, which provide measurements Chi-Square (χ^2) with

a coefficient of 2.58 and a p-value of 0.98. The results are shown in Table 3.

From level harmony as shown in Table 3, it is evident that the constructs of economic attitudes meet the requirements as constructs that are converge.

4.2. Productive Behavior

The variable of productive behavior is indicated by innovation (Y.1), work morale (Y.2), constructive action (Y.3), contribute positively (Y.4), and positive work orientation (Y.5). Research and measurement of the variable in question, carried out by a questionnaire method and an instrument in the form of a questionnaire distributed to

respondents, consisted of 19 closed questions. Each question item provides five alternative answers.

The results of a descriptive analysis of the majority of respondents provide perceptions in the high category of earning behavior indicated by the average value of indicators between 3.8934 to 3.9264 on the five indicators of earning behavior. The confirmatory factor analysis results for the construct of productive behavior are done in one round, and a unitary construct has been produced that meets the requirements of validity and reliability. Based on this, all lambda coefficients or factor loading of each manifest are valid.

From the reliability test, the construct reliability obtained amounted to 0.97, while the reliability coefficient above 0.60 is seen as adequate as a basis for further analysis [10]. Based on this, the construct reliability of latent variables productive behavior can be stated as fulfilling the requirements. In addition, to strengthen the proof of construct unidimensionality test, productive behavior can also be proven by using the level of harmony based on the results of the Lisrel analysis with a single construct test model in which results provide measurements Chi-Square (χ^2) with a coefficient of 7.07 and a p-value of 0.22. The intended results are shown in Table 5.

4.3. The Effect of Economic Attitudes on Employees' Job Satisfaction

The influence of economic attitudes on employees' job satisfaction at "Sentra Tenun Ikat" in East Java provides 0.36 with a t-value of 5.09. This means that there is a significant favorable influence of economic attitudes on employees' job satisfaction at Sentra Tenun Ikat in East Java at a five-percent error level, so that the hypothesis is supported. The positive value coefficient indicates a directly proportional effect of economic attitudes on employees' job satisfaction, namely, the

better the economic attitude taken, the higher the job satisfaction of employees at the "Sentra Tenun Ikat" in East Java.

This study shows employee perspectives on economic attitudes with indicators that are individual's life-saving, the use of ratios, carrying out economic actions, making priorities, altruism, efficiency in consumptive activities, and effectiveness in productive activities as reflective of economic attitudes, can influence increased job satisfaction reflected in salary and bonus receipts, the work itself, co-workers, promotions and work environment.

Job satisfaction is a pleasant or positive emotional condition based on the work results (Shahab & Nisa, 2014). Factors related to job satisfaction include economic attitudes and work environment, where an excellent economic attitude and a conducive work environment will bring a positive attitude to work so that the work done will feel pleasant and ultimately impact job satisfaction. The finding of this study reinforces the results of previous studies that examine the effect on job satisfaction by internal and external factors of employees (Susanty & Miradipta, 2013; Dikmen, Yıldırım, Yıldırım, & Ozbash, 2017; Park & Kang, 2017).

4.4. The Effect of Economic Attitudes on Employee Productive Behavior

The hypothesis testing obtained an influence coefficient of 0.16 with a T-value of 2.54. This means that there is a significant positive influence of economic attitudes on the productive behavior of employees at the "Sentra Tenun Ikat" in East Java at a five-percent error level, so that the hypothesis is supported. The positive value coefficient indicates the influence of a directly proportional effect of economic attitudes on the productive behavior of employees, meaning, the better the economic attitude taken, the higher the productive behavior of employees at the "Sentra Tenun Ikat" in East Java.

Table 4: The validity of the construct of Productive Behavior

| No | Manifest | Loading | R ² | T-value | Information |
|----|----------|---------|----------------|---------|-------------|
| 1 | Z.1 | 0.88 | 0.77 | 15.36 | Valid |
| 2 | Z.2 | 0.90 | 0.81 | 16.09 | Valid |
| 3 | Z.3 | 0.88 | 0.78 | 15.53 | Valid |
| 4 | Z.4 | 0.81 | 0.66 | 13.57 | Valid |
| 5 | Z.5 | 0.82 | 0.68 | 13.88 | Valid |

Table 5: Alignment of the Single Model of Earning Behavior

| Model Alignment | Coefficient | Criteria | Information |
|-------------------------|-------------|-------------------------|-------------|
| Chi square (χ^2) | 9.39 | Small (non-significant) | Good fit |
| P-value | 0.095 | ≥ 0.05 | Good fit |
| Df | 5 | | |

This study shows that employee perspectives on economic attitudes with indicators of a person's life-saving, the use of ratios, carrying out economic actions, making priorities, altruism, efficiency in consumptive activities, and effectiveness in productive activities as reflective of economic attitudes, can affect the improvement of productive behavior, which is reflected in work, rewards work, loves work, work performance, and relationships at work. The results of this study support some studies explaining that, to improve employee performance, changes are needed in employee economic attitudes (Zulkifli et al., 2014).

4.5. The Influence of Economic Attitudes on Productive Behavior of Employees through Employee Performance Satisfaction

The next tests assess the influence of economic attitudes on employee productive behavior through employee performance satisfaction at the "Sentra Tenun Ikat in East Java". Hypothesis testing results obtained an influence coefficient of 0.19 with a T-value of 4.05. This means that there is a significant positive influence of economic attitude on employee productive behavior through employee performance satisfaction at the "Sentra Tenun Ikat" in East Java at a five-percent error level, so that the hypothesis is supported. The coefficient of the positive value indicates the influence of a directly proportional effect of economic attitudes on employee productive behavior through employee performance satisfaction, meaning, the better the economic attitude taken, the higher the productive behavior of employees, which is in line with the higher employee job satisfaction at the "Sentra Tenun Ikat" in East Java.

A person's productivity can be supported by the person's economic attitude. Economic attitude is the response from the selection of actions to obtain the most out of various expected needs with limited resources (Hariyono, 2015). The responses include the use of resources, the use of time and energy, prioritizing interests, taking opportunities, and thinking rationally. The mindset that is formed will have an impact on the work done, so that it will cause satisfaction in working; then, indirectly, it will have an impact on good work productivity (Setiani & Marunung, 2020).

5. Conclusions

Economic attitudes are in the high category, which means that respondents consider that the indicators used must be implemented well to achieve an adequate level of economic attitude. The indicator of saving a life is the highest indicator in the formation of economic attitude variables; saving life is the most appropriate action in explaining economic attitudes. Meanwhile, productive behavior is also in the high category,

which means that respondents assess that the indicators used must be implemented well to achieve a good level of productive behavior. The moral work indicator is the highest indicator in the formation of productive employee behavior; work morale is the most appropriate action in explaining productive employee behavior. Hypothesis testing showed that there is a positive influence of economic attitudes on employee job satisfaction. The positive value coefficient indicates that there is an effect that is directly proportional to economic attitudes on employee job satisfaction. The better the economic attitude taken, the higher the job satisfaction of employees. This study shows that employee perspectives on economic attitudes with indicators that are someone's life-saving, the use of ratios, carrying out economic actions, making priorities, altruism, efficiency in consumptive activities, and effectiveness in productive activities as reflective of economic attitudes, can influence increased job satisfaction, which is reflected in the salary and bonus receipts, the work itself.

Testing the next hypothesis shows there is a positive influence of economic attitudes on employees' productive behavior. The positive value coefficient indicates that there is an effect that is directly proportional of the economic attitudes on the productive behavior of the employees, meaning, the better the economic attitude taken, the higher the productive behavior of the employees. This study shows that employee perspectives on economic attitudes with indicators that are someone's life-saving, the use of ratios, carrying out economic actions, making priorities, altruism, efficiency in consumptive activities, and effectiveness in productive activities as reflective of economic attitudes, can influence the improvement of productive behavior reflected in work. Additionally, there is a positive influence of economic attitudes on the productive behavior of employees through performance satisfaction. The positive value coefficient indicates that there is an effect that is directly proportional of economic attitudes on productive behavior of employees through employee performance satisfaction, namely, the better the economic attitude taken, the higher the productive behavior of employees, which is in line with the higher employee job satisfaction.

References

- Alam, M. N., Hassan, M. M., Bowyer, D., & Reaz, M. (2020). The Effects of Wages and Welfare Facilities on Employee Productivity: Mediating Role of Employee Work Motivation. *Australasian Accounting, Business and Finance Journal*, 14(4), 38–60.
- Basri, M. (2015). The Moral Economic Attitude Perspective of Students of the Faculty of Economics, UM Education Program. In: *Proceedings of the National Seminar on the Results of*

- Educational Research and Learning at STKIP PGRI* (pp. 25–26), Jombang, East Java, Indonesia.
- Beckman, S., Chen, L., DeAngelo, G., Smith, W. J., & Zhang, X. (2011). Microeconomics and psychology. *The Journal of Economic Education*, 42(3), 255–269.
- Bryson, A., Forth, J., & Stokes, L. (2017). Does employees' subjective well-being affect workplace performance? *Human Relations*, 70(8), 1017–1037.
- Buil, I., Martínez, E., & Matute, J. (2019). Transformational leadership and employee performance: The role of identification, engagement and proactive personality. *International Journal of Hospitality Management*, 77, 64–75.
- Card, D., & Giuliano, L. (2013). Peer effects and multiple equilibria in the risky behavior of friends. *Review of Economics and Statistics*, 95(4), 1130v1149.
- Cesarini, D., Johannesson, M., Lichtenstein, P., Sandewall, O., & Wallace, B. (2010). Genetic variation in financial decision-making. *The Journal of Finance*, 65(5), 1725v1754.
- Cesário, F., & Chambel, M. J. (2017). Linking organizational commitment and work engagement to employee performance. *Knowledge and Process Management*, 24(2), 152–158.
- Cherkesova, E. Y., Breusova, E. A., Savchishkina, E. P., & Demidova, N. E. (2016). Competitiveness of the human capital as strategic resource of innovational economy functioning. *Journal of Advanced Research in Law and Economics*, 7(21), 1662–1667.
- Demerouti, E., Bakker, A. B., & Halbesleben, J. R. (2015). Productive and counterproductive job crafting: A daily diary study. *Journal of Occupational Health Psychology*, 20(4), 457.
- Dikmen, T., Yıldırım, D. D., Yıldırım, A., & Ozbash, S. (2017). Examining internal and external motivational factors in job satisfaction of public institution managers and employees. *Khazar Journal of Humanities and Social Sciences*, 20, 298–319.
- Dimmock, S. G., Kouwenberg, R., Mitchell, O. S., & Peijnenburg, K. (2013). *Ambiguity attitudes and economic behavior*. National Bureau of Economic Research.
- Eliyana, A., & Ma'arif, S. (2019). Job satisfaction and organizational commitment effect in the transformational leadership towards employee performance. *European Research on Management and Business Economics*, 25(3), 144–150.
- Goodwin, N., Harris, J., Nelson, J., Roach, B., & Torras, M. (2015). Economic behavior and rationality. *Microeconomics in Context*, 145–157.
- Gunasekara, V. M. (2018). Impact of Motivation on Executive Level Employees Job performance: An Empirical Study of Listed Leasing Companies in Sri Lanka. *International Journal on Global Business Management & Research*, 7(2), 67–74.
- Hariyono. (2015). The Analysis of Business Decision for the Development Basic of Community Entrepreneurial Training Model at Bandar Kidul Kediri Weaving Craft Center. *Journal Business Management*, 17(11), 133-140.
- Ibrahim, R., Boerhannoeddin, A., & Bakare, K. K. (2017). The effect of soft skills and training methodology on employee performance. *European Journal of Training and Development*, 41(4), 388–406.
- Jalagat, R. (2016). Job performance, job satisfaction, and motivation: A critical review of their relationship. *International Journal of Advances in Management and Economics*, 5(6), 36–42.
- Kirchmaier, I., Prüfer, J., & Trautmann, S. T. (2018). Religion, moral attitudes and economic behavior. *Journal of Economic Behavior & Organization*, 148, 282–300.
- Lavy, S., & Littman-Ovadia, H. (2017). My better self: Using strengths at work and work productivity, organizational citizenship behavior, and satisfaction. *Journal of Career Development*, 44(2), 95–109.
- Leider, S., Möbius, M., Rosenblat, T., & Do, Q. A. (2009). Directed altruism and enforced reciprocity in social networks. *The Quarterly Journal of Economics*, 124(4), 1815–1851.
- Macke, J., & Genari, D. (2019). Systematic literature review on sustainable human resource management. *Journal of Cleaner Production*, 208, 806–815.
- Mishra, K., Boynton, L., & Mishra, A. (2014). Driving employee engagement: The expanded role of internal communications. *International Journal of Business Communication*, 51(2), 183–202.
- Muafi, M., Siswanti, Y., Diharto, A. K., & Salsabil, I. (2020). Innovation Culture and Process in Mediating Human Capital Supply Chain on Firm Performance. *Journal of Asian Finance, Economics and Business*, 7(9), 593–602. <https://doi.org/10.13106/jafeb.2020.vol7.no9.593>
- Nguyen, H. M., Nguyen, C., Ngo, T. T., & Nguyen, L. V. (2019). The effects of job crafting on work engagement and work performance: A study of Vietnamese commercial banks. *Journal of Asian Finance, Economics and Business*, 6(2), 189–201. <https://doi.org/10.13106/jafeb.2019.vol6.no2.189>
- Park, K. O. (2020). How CSV and CSR Affect Organizational Performance: A Productive Behavior Perspective. *International Journal of Environmental Research and Public Health*, 17(7), 2556.
- Park, M., & Kang, J. (2017). Job satisfaction of non-standard workers in Korea: focusing on non-standard workers' internal and external heterogeneity. *Work, Employment and Society*, 31(4), 605–623.
- Setiani, R. A., & Manurung, A. D. R. (2020). Work Engagement as a Mediator Authentic Personal Branding and Growth Mindset on Organizational Citizenship Behavior. *Dinasti International Journal of Education Management and Social Science*, 1(6), 811–823.
- Shahab, M. A., & Nisa, I. (2014). The influence of leadership and work attitudes toward job satisfaction and performance of employees. *International Journal of Managerial Studies and Research*, 2(5), 69–77.
- Shuzhen, H. (2019). Innovative talents training mode of science and engineering universities based on the human resources

- demand of modern enterprise in IoT technology. *Journal of Intelligent & Fuzzy Systems*, 37(3), 3303–3310.
- Solimun (2002). *Structural Equation Modeling LISREL and Amos*. Universitas Brawijaya, Malang.
- Sopiah, S., Kurniawan, D. T., Nora, E., & Narmaditya, B. S. (2020). Does Talent Management Affect Employee Performance?: The Moderating Role of Work Engagement. *Journal of Asian Finance, Economics, and Business*, 7(7), 335–341. <https://doi.org/10.13106/jafeb.2020.vol7.no7.335>
- Susanty, A., & Miradipta, R. (2013). Employee's job performance: The effect of attitude toward work, organizational commitment, and job satisfaction. *Journal of Industrial Engineering*, 15(1), 13–24.
- Yuan, J., Yi, W., Miao, M., & Zhang, L. (2018). Evaluating the impacts of health, social network and capital on craft efficiency and productivity: A case study of construction workers in China. *International Journal of Environmental Research and Public Health*, 15(2), 345.
- Zulkifli, M., Darmawan, A., & Sutrisno, E. (2014). Work Motivation, Certification, Welfare and Teacher Performance. *Persona: Indonesian Psychology Journal*, 3(2), 123–130.